

Make Your Auction Baskets More Appealing

Try to follow florists' rule of making the items on display $1\frac{1}{2}$ times taller than the container.

Finish the basket with a bow or other decoration on top.

Shred tissue paper to place in gaps in the basket.

Build the basket by placing large items in the back and working forward.

Create several rows of items. Place tissue paper or newspaper under items to make them sit higher in the basket.

Make sure all items are visible. Use double-stick tape or foam tape if needed to hold items in place.

PTOTODAY.COM

HOW TO MAKE A RAFFLE BASKET

1. Gather Tools – scissors, ribbon, tissue paper, tape or glue, and cellophane sheets or a cellophane bag
2. Gather items to be included in the gift basket. (A cohesive color in the basket really helps the over all design)
3. Find a work place with a large cleared flat surface – a folding table will work nicely.
4. **Grab your basket and add a layer of tissue paper** to create a full surface to begin. Or get fancy and use a scarf, piece of cloth, cotton dish towel, or anything else to create visual interest. If the container is large, add a box, upside down plastic bowl or bucket, or ball up some newspaper and then add your tissue paper or cloth.
5. Begin by placing the heaviest item in the middle of the basket or container. It helps to something that is bright and colorful or that fits with the theme of your basket. Think of this your starting point you will build the rest of the basket around this particular object.
6. Add large and taller items behind or near your center object. Taller items look very nice behind, it gives the basket height. (Sometimes a little clear tape helps the taller items stand up)
7. Place smaller items near the front.
8. Fill in gaps with small bags of treats or rolled up dish towels in the color of the theme or other soft themed items.
9. Step back and look at your creation, take a walk around to make sure it looks fabulous on all sides. Adjust anything that appears like it is sticking out too much or just does not fit.
10. This is where it gets tricky. If you are using a cellophane bag, ask for help. If you have no one around, remember patience, patience, patience. (when I am designing solo, I use the cellophane sheets, especially on larger baskets).
11. Cellophane Bags: **Open the bag and roll the sides down.** Have your partner hold the bag open and you slowly ease the basket inside the bag. Carefully roll up the sides of the cellophane bag. Secure top with ribbon or thin gauge wire. Tuck in any sides sticking out, you may want to use clear tape.
12. *Cellophane sheets.* Clear your table and carefully place basket aside. Place your basket on the cellophane and bring one piece of cellophane up so you have 6 to 10 inches extra, above the handle or the gift items. Then measure and cut the other end of cellophane that's on the roll the same length. When the two pieces meet at the top they should be the same length.
13. Secure with a ribbon or thin gauge wire. Tuck in any sides that are poking out and use clear tape in a way that is hidden. **Finish off your basket with a big bow!**

What's in a Name?

Clever auction basket names can help with sales! Try using them in auction promotions, like flyers, and you'll catch people's attention and help build excitement about your event.

Here's a roundup of basket names submitted by PTO Today community members.

Powder to the People
skiing

Why So Tense?
massage

Spectacular View
glasses, sunglasses, eye care

Just What I've BEAN Wanting
coffee



Through the
Grapevine
**wine, wine
glasses**

Something To Flip Over
gymnastics

Par for the Course
golf

S'mores Galore
camping

Dig It
gardening

DELicious
deli treats



Rated Awesome
movies

On Your Toes
ballet

Dessert First
baking

Hair's to You
**salon and styling
products**

The Weight Is Over
**gym membership
and related items**

We Hope You Win a LOTTO
lottery tickets

What's the Scoop?
ice cream


In my Spare Time
bowling

Just for Kicks
karate

Pain in the Neck
chiropractor

One-Track Mind
trains, train set

Let's Make Up
cosmetics



Sew What?
sewing, quilting

Dive In
swimming



Topping It Off
pizza

The Dark Side
chocolate

May the Force Be With You
Star Wars

One Brick at a Time
Legos

The Cat's Meow
Dog's Day
pets

Taste of the Town
local restaurant gift cards




[Am I a good candidate for bankruptcy?](#)
[Do I have a debt problem?](#)
[Get student loan debt help](#)
[Get help with unpaid taxes](#)
[Lower your mortgage payment](#)
[Create and manage your budget](#)
[Cost cutting tips and tricks](#)
[Sources of extra cash](#)
[Get your free credit score](#)
[Subscribe](#)
[Surviving Tough Times](#)
[After 50 Finances](#)
[The Dollar Stretcher](#)
[Financial Independence](#)
[Dollar Stretcher for Parents](#)
[Dollar Stretcher Tips](#)
[Book](#)
[Money](#)
[50+ Finances](#)
[Critical Condition](#)
[Home & Auto](#)
[Food & Groceries](#)
[Frugal Living](#)
[Family Finances](#)
[Search](#)

What themes make for good gift baskets?

Gift Basket Ideas for Fundraisers

TDS Reader Contributors

Is DEBT
cramping
your lifestyle?



BUY NOW

Gift Baskets

We are doing a fundraiser basket party. Each member is to bring a basket. I decided to do a dry goods food basket (pasta, sauce, beans, canned meat, tea, cookies, noodles, peanut butter, jelly, crackers, cereal, hot chocolate, etc.). Since times are hard for some families, I thought this was a good idea. Can you expand on this? Thank You.

JW

Celebrate the Decades

My mom always did "Decades" **gift baskets** with a recipe from the 50s, 60's or 70's and included all the dry goods to make those recipes. The 50s recipe was for Johnny Moissetti, which is a casserole dish. The 70s recipe was for quiche, etc. The recipes were always appreciated and enjoyed.


Ann

Related: Specialty Gift Baskets

Gluten Free Gift Baskets

More and more people are being diagnosed with Celiac Disease. Therefore, put together a gluten-free basket with rice, potato flour, gluten-free baking mixes, a

Stay Connected with TDS




See Also

- 1 Buy Chocolates Online →
- 2 Best Birthday Gifts →
- 3 Anniversary Gift Ideas →
- 4 Chocolate Truffle Gifts →

Recommended



bag of macaroons or meringue cookies, and chocolate, which is also gluten-free.
Carol



Gift in a Basket photo from Shutterstock

Dip Mix Gift Baskets

Do a Google search for dip mix recipes and put together some mixes with spices and herbs from your kitchen cupboard in a zipper bag along with recipe cards to give instructions for making up the mix and/or the dips. Many people are giving up these little luxuries, but would save a lot by making their own dips for veggies or chips.

DJ

From a Recent Church Fundraiser

We had one of these at our church recently. A few of the **gift baskets** included the ones listed below and were great sellers.

- **Holiday Baking Basket:** This included flour, sugar, baking powder, nuts, chocolate chips, marshmallow creme, dried fruit, butter, vanilla, and probably much more that I am forgetting. The money can rack up pretty quick in getting items for this basket, but the money racks up pretty quick for everything anymore.
- **Pasta Basket:** This included small bags of pasta, a set of glass canisters, colander, cheese grater, a block of parmesan cheese, "shake" parmesan cheese, olive oil, a "fancy" olive oil dispense bottle, two Italian-looking plates, two cloth napkins, and a dishtowel. This looked great, and the preparer purchased most of it from the local discount store.
- **Coffee Basket:** This had several kinds of coffee beans, a coffee grinder, coffee carafe, two large coffee mugs, and probably other things I couldn't see. This one was covered in plastic wrap and was very pretty, but you really couldn't see everything that was in it because of the wrapping.

There were several other **gift baskets**, but these were my favorites and the ones I could remember. *Lorrie*

Related: Affordable Gift Basket Ideas


Give "Games" Gift Baskets

- The game of Scat (instructions online) needs 16 coins or small washers and a deck of cards.
- A set of Dominoes is not just for setting up and knocking down. They can play the actual game.
- Include a pair of dice for Pig, the dice game. Find instructions online. This game is fantastic for kids having issues with math.

An insane card offering 0% APR until June 2019





7 Outrageous Cards For Those With Excellent Credit




Spend \$1,000 With This Card and Get a \$200 Bonus

RECOMMENDATIONS BY FINANCE



- Also Pig, Tongue or Spoons (three separate names for the same game) is played with a deck of cards and spoons or your finger on your nose or you can stick out your tongue. Instructions are online.
- Include any card game. Instructions can be found online.
- A dollar store usually has cheap Chess and Checkers boards and the dice can be gotten at the dollar store as well.
- Also go to the dollar store and get a couple of puzzles, which are good for the whole family.

Sally R.



Download Chrome Today

Ad Chrome is a fast, secure and free browser for all your devices.

Google Chrome

Download

Make a "Feel Better" Basket for Cold and Flu Season

I like to make theme **gift baskets**, such as items for a spaghetti dinner, a tea luncheon or party, or a rainy/snowy day basket, which could include a book/magazine, coffee, tea and/or hot chocolate. A "feel better" basket could include some chicken noodle soup, crackers, hot tea (ginger would be good), a magazine or book, a box of tissues, some cough drops, and chocolate candy. Each of these gift baskets could include a crossword puzzle book. There are so many themes that can be used.

ER

Related: Get Well Gift Basket Ideas

3 Great Gift Baskets to Consider

1. Create a basket for holiday baking that includes spices, cookies cutters, flour, sugar, butter flavored shortening, sprinkles, and a holiday cookie cookbook.
2. Put together a "Sit by the Warm Fire" basket that includes fire starters, long matches, a cozy throw, hot chocolate or cider mix, and some nice mugs
3. Don't forget to make a bathroom basket with soaps, dispenser, toothbrushes, toothpaste, guest towels, bath salts, a bath pillow, and floss.

Kim

Are you one of the many people heading for debt trouble without knowing it? This simple checklist can help you find out and tell you how to avoid it.

The Great Ideas Are Endless

There are all kinds of fun **gift baskets** you can do.

1. **Movie Night** - Include popcorn along with a DVD or movie rental coupons/gift cards. You can add soda or drink mix if you'd like and put it all in a big bowl that can be used to serve the popcorn.

Topics In Lifestyle

Beauty

Charity

Cell Phone Savings

Clothing

College: Adult Students

Crafts

Gardening

Garage/Estate Sales

Health

Hobbies

Holidays

How to Conquer Debt eBook

Laundry

Natural Living

Organization

Parties & Entertaining

Pets

Recycling

Shopping Savings

Single Living

Time Management

Vacations

Voluntary Simplicity

Volunteering

Weddings

⌵ ×

2. **Birthday in a Basket** - Include cake mix, frosting, candles, sprinkles, cake decorations, plates, plasticware, decorations, party favors, etc. We are doing this for our local women's shelter with each basket labeled for toddler (ages 1-2), preschool (ages 3-5), young elementary (ages 6-9), and older elementary (ages 10-12) and then for boy or girl or either.
3. **Kids Rainy Day** - Include cards and art supplies like crayons, paper, scissors, markers, felt, yarn, etc.
4. **Pampering or Spa Basket** - Include lotions, scrubs, masks, loofa sponge, bubble bath, chocolates, pretty mug with herbal tea, pedicure or manicure items (although these could also be their own baskets), headband, etc.
5. **Feel Better Basket** - Include canned soup (maybe with a soup mug), tea (maybe with a pretty or funny get well mug), crackers, pain reliever/fever reducer, cough drops, tissues, muscle rub, and a book or word search/crossword puzzles with pencils/pens.
6. **BBQ Basket** - Include an assortment of BBQ utensils, apron, dish towels, sauces, and rubs.
7. **Cleaning Day Basket** - Include an assortment of cleaning supplies, sponges/gloves, rags, etc.
8. **Baking/Cooking Basket** - Fill a basket with a variety of spices and seasonings beyond the basic salt and pepper.
9. **Baby Basket** - Fill with baby powder, baby shampoo, baby wash, baby washcloths, hooded towel, assorted diaper rash creams and ointments, baby nail clippers, grooming set, and a bulb syringe.

Amber

Take the Next Step:

- Consider one of these great gift bucket ideas.
- Save every shopping dollar that you can! Receive cash back on your purchases when you use one or more of these 14 favorite cash back shopping sites.
- Funding an emergency fund now can help prevent debt problems and even bankruptcy later. Start saving today with these smart ways to find \$1000 for an emergency fund.
- Could spending 5 minutes reading a newsletter twice a week save you time and money every day? Dollar Stretcher Tips readers think so. Subscribe and find out how many ideas stretch your day and your dollar! Subscribers get a copy of our ebook ***Little Luxuries: 130 Ways to Live Better...For Less*** for **FREE**.

Share your thoughts about this article with the editor.

Recommended

